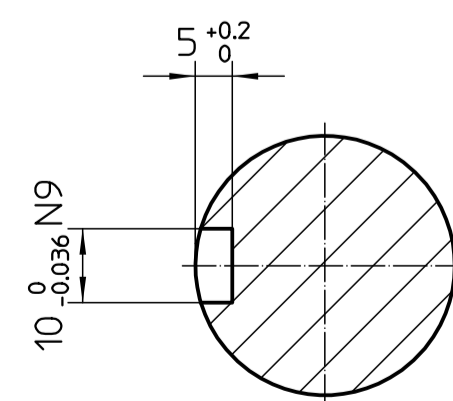
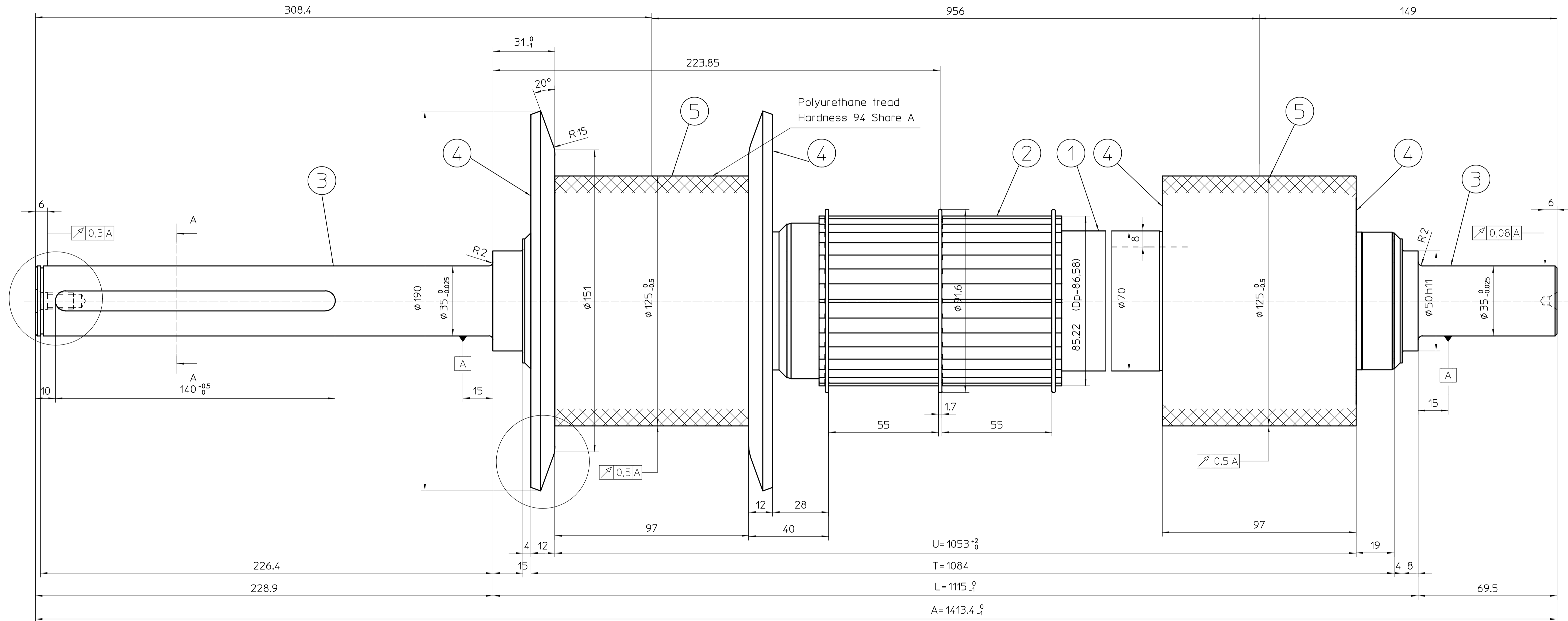
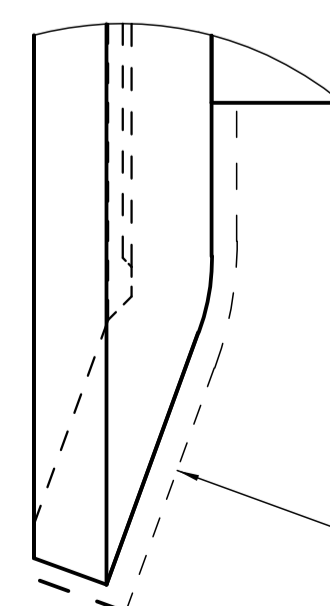


Coating must not have detectable traces of silicone.



1	Pipe dia. 70x8 mm EN 10025-S235 or similar/higher.
2	Pulley Z34 HTD 8M-50 Dp=86.58 De=85.22 EN10025-S235 or similar/higher and snap rings SP85 DIN 5417
3	Spindle dia. 35/50x69,5 mm EN 10025-S355 and spindle 35/50x228,9 EN 10025-S355 threaded hole M8x22 and keyway 140x10x5.
4	Flange dia. 190x6 (hardened) and flange dia. 103x5 mm made by EN 10111 DD11 or similar/higher.
5	Polyurethane coating hardness 95 +/-3 Shore A.



Carbonitriding thickness 0,4 mm HRC 50/63

DRAWING FOR CUSTOMER

PATENT NR. US9359145  
PATENT pending n. EP2985245

DESCRIZIONE ULTIMA MODIFICA		ESEGUITA	APPROV.
02	UNIFORMATO DISEGNO	Rizza	PACE
D125/70x10/35 Z34 HTD 8M-50 POWER ROLLER POLIURETHANE COATED-D183 HARDENED FLANGES		TOLLERANZE DIM. E FORMA: T268-01-00 T268-03-00 SALDATURE: -	
DIS. Rizza DATA 02/12/14 CONTR. Rizza APPROV. RIZZA		SCALA 1:1 PESO-	FORM. A1 DATA 00 02/12/14 3466 01 21/05/15 3678 02 15/02/17 3996
DIS.N. 332210V M8		MODIFICHE	
SOSTITUISCE -		-	

A norma di legge il presente disegno non può essere riprodotto od in qualsiasi modo comunicato a terzi senza nostra autorizzazione scritta